

**HARYANA VIDHAN SABHA**


**SUBJECT COMMITTEE  
ON  
FOOD AND SUPPLIES**

**( 2013-2014 )**

**( FIRST REPORT )**

**ON**

**FOOD AND SUPPLIES DEPARTMENT,  
HARYANA**



**(Presented to the House on      March, 2014)**

**HARYANA VIDHAN SABHA SECRETARIAT  
CHANDIGARH  
2014**

## TABLE OF CONTENTS

	Pages
1. Composition of Committee	(iii)
2. Introduction	(v)
3. Report	1 – 64
4. Appendixes :	65 – 67
1 Summery of recommendations/observations of the Committee	



## COMPOSITION OF THE SUBJECT COMMITTEE ON FOOD AND SUPPLIES

(Constituted on 2<sup>nd</sup> May, 2013 for the year 2013-2014)

### CHAIRPERSON

1. Shri Raghubir Singh Tewatia, M L A.

### MEMBERS

- \*\*\*\*\*2. Smt. Savitri Jindal, M L.A.
3. Shri Krishan Lal Panwar, M.L.A
4. Shri Om Parkash Jain, M.L.A.
- \*\*5 Shri Anand Kaushik, M.L.A.
- 6 Shri Raj Pal Bhukhari, M.L.A.
- 7 Shri Pardeep Chaudhary, M.L.A
8. Shri Rajbir Singh Barara, M.L.A.
9. Smt. Renuka Bishnoi, M.L.A.
- \*\*\*\*10 Shri Ram Niwas Ghorela, M.L.A
- \*11. Shri Phool Singh Kheri, M.L.A.
- \*\*\*12 Shri Dharam Pal Obra, M.L.A.

### SECRETARIAT

- 1 Shri Sumit Kumar, Secretary
2. Shri Naren Dutt, Deputy Secretary

---

\* Nominated as a Special Invitee of the Committee by the Hon'ble Speaker w e f 8<sup>th</sup> May, 2013 for the remaining period of the year 2013-2014

\*\* Resignation from the membership of the Committee was accepted by the Hon'ble Speaker w e f 9<sup>th</sup> May, 2013.

\*\*\* Nominated as a Special Invitee of the Committee by the Hon'ble Speaker w e.f 16<sup>th</sup> May, 2013 for the remaining period of the year 2013-2014

\*\*\*\* Nominated as a member of the Committee by the Hon'ble Speaker w e f 6<sup>th</sup> June, 2013 for the remaining period of the year 2013-2014

\*\*\*\*\* Resignation from the membership of the Committee was accepted by the Hon'ble Speaker w e f 11<sup>th</sup> November, 2013

## INTRODUCTION

- 1 I, Raghubir Singh Tewatia, Chairperson of the Subject Committee on Food and Supplies having been authorized by the Committee in this behalf, present the First Report of the Subject Committee on Food and Supplies.
2. The Committee considered and approved this report at their sitting held on 18<sup>th</sup> February, 2014
- 3 A brief record of the proceedings of the meetings of the Committee has been kept separately in the Haryana Vidhan Sabha Secretariat
4. The Committee is grateful to the representatives of Food and Supplies, Urban Local Bodies and Development and Panchayats Departments who appeared before the Committee for oral examination and rendered useful assistance in its work.
- 5 The Committee is also thankful to the Secretary, Deputy Secretary and other Officials of Haryana Vidhan Sabha Secretariat for their useful assistance in this deliberation.

(Raghubir Singh Tewatia)  
Chairperson,

The 18th February, 2014

Subject Committee on Food and Supplies

## **REPORT**

### **Constitution of the Committee**

1. The Subject Committee on Food and Supplies for the year 2013-2014 consisting of nine members was nominated by the Hon'ble Speaker, Haryana Vidhan Sabha on 2<sup>nd</sup> May, 2013 under Rule 276 of the amended Rules of Procedure and Conduct of Business in the Haryana Legislative Assembly. Sh Raghbir Singh Tewatia, M L A was nominated as Chairperson of the Committee by Hon'ble Speaker.

(1) The Functions of the Committee are as under:-

- (i) to scrutinize the demands for grants,
- (ii) to examine the working of these departments and to suggest measures for improvement in administration and in different programmes/schemes /projects;
- (iii) to examine Legislation;
- (iv) to advise Government on a question of policy or Legislation on which Government may consult a Committee;
- (v) to discuss generally and formulate view on -
  - (a) State's Five Year Plane Programmes relating to the departments and their implementation;
  - (b) Reports of Public Undertaking under these Departments,
  - (c) Reports of any statutory or other body, including any Commission of Inquiry, which are laid before the House relating to these Departments and
  - (d) Annual Performance Reports of these departments

(2) The Subject Committee shall not examine or investigate matter of day –to –day administration.

### **Sittings**

2. The Committee held 79 meetings (at Chandigarh and outside Chandigarh) till the finalization of this Report.

### **Recommendations/Observations**

3. The Committee directed the Food & Supplies Department in its meeting held on 14.05.2013 to send a note on the activities of the department. The Committee scrutinized the replies received from the department in connection with the activities and other functions performed by the department. The Committee orally examined the representatives of Food & Supplies Department, Urban Local Bodies Department and Development & Panchayats Department regarding the activities and functions carried by these departments.

The Food & Supplies Department supplied an Action Taken Report (ATR) on the issues raised in the meeting of Subject Committee of Haryana Vidhan

Sabha on Food & Supplies Department held on 18.06.2013. to the Committee  
The summary of the recommendations/observations of the Subject Committee  
on Food & Supplies Department are in the Appendix I of this Report

**Scrutiny/Oral Examination**

4. The committee received the material related to the activities of the Food & Supplies Department. The Committee scrutinized the material and decided firstly to orally examine Food & Supplies Department. Therefore, the Committee held discussions with the Principal Secretary to Government, Haryana and Director General, Food & Supplies Department, Haryana in respect to the functioning of the Department in its meeting held on 18.06.2013

The Committee in its meeting held on 02.07.2013 orally examined the Principal Secretary to Government and Director Urban Local Bodies Department, Haryana regarding issuance of various types of Ration Cards for public distribution system. The Committee further orally examined the Principal Secretary to Government and Director, Development & Panchayats Department in the meeting held on 06.08.2013 regarding the identification of beneficiaries, B.P.L. based schemes which come under the B.P.L. certificate and other categories.

The Committee again orally examined the Principal Secretary to Government and Director General, Food & Supplies Department, Haryana in respect to the General working of the Department, particularly the Food Security Scheme recently introduced by the department in its meeting held on 24.09.2013. The representatives of the department also submitted an Action Taken Report (ATR) on the issues raised in the meeting of Subject Committee of Haryana Vidhan Sabha on Food & Supplies Department held on 18.06.2013

5. The Report of the Committee in respect to the Food & Supplies Department are in the following paras .—

---

## **FOOD AND SUPPLIES DEPARTMENT**

---





### MAJOR ACTIVITIES

- 1 Procurement of foodgrains under the Minimum Support Price (MSP) Scheme of the Government of India. Proper storage with a view to upkeep the health of procured foodgrains till these are delivered to Food Corporation of India (FCI);
2. Operation of Public Distribution System (PDS) with special emphasis on Below Poverty Line (BPL), including Antodaya Anna Yojna (AAY) Ration Card Holders,
3. Maintenance of supplies and securing equitable distribution and availability at fair price of certain essential commodities like Petrol, Diesel and Domestic Gas etc;
4. Enforcement of the provisions of the Consumer Protection Act, 1986,
5. Enforcement of the Legal Metrology Act, 2009 and
6. Enforcement of certain Control Orders issued under Essential Commodities Act, 1955.

### OBJECTIVES OF PROCUREMENT

- To ensure that farmers get remunerative prices for their produce and do not have to resort to distress sale.
- To service the TPDS and other welfare schemes of the Government so that subsidized food-grains are supplied to the poor and needy.
- To build up buffer stocks of food-grains with a view to ensure national food-grain security

### OBJECTIVES OF PROCUREMENT

- **MSP Scheme:** Farmers have the option to sell their produce to Government Agencies on MSP or in the open market as is advantageous to them.
- **Minimum Support Price:** Wheat

Year	(Rs Per Qtl )
2009	1080
2010	1100
2011	1120+50 (Bonus)
2012	1285
2013	1350

## MAJOR CONTRIBUTORS IN CENTRAL POOL

Figures in LMT

Year	Total	Major contributing States				
2008	226 89	Punjab 99 42	Haryana 52 37	UP 31 38	MP 24 10	Rajasthan 9 35
2009	253 82	Punjab 107 25	Haryana 69 24	UP 38 82	MP 19 68	Rajasthan 11 52
2010	225 14	Punjab 102 09	Haryana 63 47	MP 35 38	UP 16 46	Rajasthan 4 76
2011	283 34	Punjab 109 58	Haryana 69 28	MP 49 65	UP 34 61	Rajasthan 13 03
2012	381 48	Punjab 128 34	Haryana 87 16	MP 84 93	UP 50 63	Rajasthan 19 64

## PROCUREMENT AGENCIES AND THEIR SHARE

Food	Hafed	FCI	HAIC	HWC	Confed
33%	30%	12%	10%	10%	5%

## OPERATIONAL MANDIS/PURCHASE CENTRES

2009	2010	2011	2012	2013
365	366	367	371	372

## PROCEDURE OF WHEAT PROCUREMENT

- Advance arrangements for packing material, Cartage, transportation and storage of procured food grains.
- Mandis allotted to agencies as per their share.
- Arrival in mandi is entered in record of HSAMB & FSD.
- If prices tend to fall below MSP, Government agencies procure
- BCPA (Billing cum Payment Agent) collects bills from arthias, compiles and submits to the Department for payment.

## FAQ STANDARDS

- Quality Issues

Foreign matters %	Other food grains %	Damaged grains %	Slightly damaged grains %	Shrivelled and broken grains %
0 75	2 00	2 00	6 00	6 00

- Moisture in excess of 12% and up to 14% should be discounted at full value cut.

## WHEAT PRODUCTION SCENARIO

Year	Area (Lac Hectare)	Yield (LMT)	Production (LMT)
2008-09	24 61	41 57	102 32
2009-10	24 62	46 14	113 60
2010-11	24 88	42 15	104 88
2011-12	25 04	46 24	115 78
2012-13	25 22	51 82	130 69
2013-14	25 05	49 50	124 00

## WHEAT PROCUREMENT DURING LAST FIVE YEARS

Figures in LMT

Agency	2008	2009	2010	2011	2012
Food	10 87	15 13	16 71	18 46	24 16
Hafed	19 32	24 74	20 91	24 32	31 50
FCI	7 85	9 31	9 57	8 27	9 53
HWC	4 88	6 78	5 63	6 14	8 25
Agro	4 64	6 96	5 59	7 00	8 35
Confed	4 81	6 32	5 06	5 09	5 37
<b>Total</b>	<b>52 37</b>	<b>69.24</b>	<b>63.47</b>	<b>69.28</b>	<b>87.16</b>

## RABI MARKETING SEASON 2013-14

(PROCUREMENT TILL 8-5-2013 )

Figures in MT

Arrival	Food	Hafed	FCI	HAIC	HWC	Confed	Total (All Agencies)	Trade
57,89,795	14,35,426	22,41,735	7,16,425	5,61,867	5,22,486	3,03,571	57,81,510	8,225

### Reasons for less arrival :

- Lesser area under wheat cultivation
- Lower productivity (20-25%)
- No arrival from adjoining states
- Expectation of increase in rates

### LIFTING AND PAYMENT (AS ON 8-5-2013)

Agency	Procurement (in LMT)	% age Lifting	% age Payment
Food	14,35,426	94	91
Hafed	22,41,735	91	87
FCI	7,16,425	94	78
HAIC	5,61,867	91	100
HWC	5,22,486	92	100
Confed	3,03,571	96	80
<b>Total</b>	<b>57,81,510</b>	<b>93</b>	<b>89</b>

### PROCUREMENT OF PADDY

Minimum Support Price	
Year	(Rs. Per Qtl.)
2008	880 + 50 (Bonus)
2009	980 + 50 (Bonus)
2010	1030
2011	1110
2012	1280

### PROCEDURE OF RICE PROCUREMENT

- Procurement procedure of Wheat and Paddy is the same
- Whereas wheat is stored by procurement agencies, paddy is given to rice millers for custom milling and delivery of rice to FCI for the central pool.

### PADDY PRODUCTION SCENARIO

Year	Area (Lac Hectare)	Yield LMT	Production (LMT)
2008-09	12 11	27 24	49 48 (In term of Rice = 32 99)
2009-10	12 05	30 08	54 42 (In term of Rice = 36 28)
2010-11	12 43	27 88	51 98 (In term of Rice = 34 65)
2011-12	12 35	30 44	56 38 (In term of Rice = 37 59)
2012-13	12 23	32 50	58 50 (In term of Rice = 39 75)

**PADDY PROCUREMENT DURING LAST FIVE YEARS**

Figures in LMT

Agency	2008	2009	2010	2011	2012
Food	5 47	9 48	9 22	10 72	14 70
Hafed	7 68	10 40	9 20	10 27	12 20
FCI	0 10	0 43	0 31	-	0 10
HWC	0 67	0 90	1 45	2 31	3 27
Agro	1 88	2 78	2 93	3 86	5 90
Confed	2 42	2 37	1 71	2 50	2 29
<b>Total</b>	<b>18.22</b>	<b>26.36</b>	<b>24.82</b>	<b>29.66</b>	<b>38.46</b>

**RICE DELIVERY DURING LAST FIVE YEARS**

Figures in LMT

Year	Paddy Procured	Rice Due	Rice Delivered	% age
2008	18 22	12.20	12 20	100 00
2009	26 36	17 66	17 65	99 94
2010	24 82	16 63	16 62	99.94
2011	29 66	19 87	19 86	99 95
2012 (till 9-5-2013 )	38 53	25 82	17 89	69 28

**STORAGE CAPACITY IN THE STATE AS ON 31-03-13**

Figures in LMT

1	Covered capacity with agencies	52 30
2	Covered capacity under PEG Scheme (Private)	12 28
3	Covered capacity under PEG Scheme (Agencies)	1 16
3	Open capacity Covered and Plinth (CAP)	39 00
	<b>Total</b>	<b>104.74</b>

Covered capacity created during 2012-13: 13.44 LMT

Likely to be created during 2013-14 . 16.50 LMT

### CREATION OF OWNED STORAGE CAPACITY : 22 LMT

Giving focused attention to increase in godown capacity, Hon'ble CM, in the meeting held on 19.6.2012 directed all agencies to increase their godown capacity by 22 LMT. Agencywise targets are as under -

Sr. No.	Agency	Targeted Capacity (in LMT)	Status
1	Food	4	Transfer of land in progress
2	Hafed	10	-do-
3	HWC	7	-do-
4	HAIC	1	0.54 LMT is under construction
<b>Total</b>		<b>22</b>	

### CREATION OF OWNED STORAGE CAPACITY: 4 LMT

#### FOOD DEPARTMENT

Status regarding transfer of land is as under --

District	Location of the land	Owner of the land	Land to be transferred to Food Deptt.	Estimated Capacity (MT)	Remarks
Ambala	Village San Majra (Naraingarh)	MITC (Irrigation Deptt.)	31 kanals 2 marlas	12000	Observation made by FD. Pending with EIC Irrigation
	Village Shahjampur	---Do--	6 kanals 5 marlas	2000	--do--
Karnal	Saonkra (Taroari)	Irrigation Deptt.	3.55 acre	15000	SE Karnal report pending reg collector/floor rate
Karnal	Kaithal Road, Karnal	Irrigation Deptt.	8.33 acre	30000	--do--
Rohtak	Village Nayabass	Agriculture Deptt.	11 acre 4 Marla	44000	Case pending with Agriculture Minister since 13-2-2013
Kaithal	Santokhmajra	--do--	18 acre	68000	--do--
Sonapat	Kharkhoda	Agriculture Department	11.25 acres	45000	--do--
Hissar	Hansi	Agriculture Department	25 Acre	100000	Case pending with Govt Branch

District	Location of the land	Owner of the land	Land to be transferred to Food Deptt	Estimated Capacity (MT)	Remarks
Hisar	Govt Live stock Farm, Hisar (GLF, Hissar)	Animal Husbandry	16 A 5 K 18 M	64000	Case pending with FC, Animal Husbandry
Barwala	HSAMB, Barwala	Chief Administrative, HSAMB, Panchkula	7 acre + 6 acre = 13 Acre	50000	Demarcation done after transfer of land
Kurukshetra	Anaz Mandi of Village, Bhor Sainda,	Chief Administrative HSAMB Panchkula	7 acre	27000	Demarcation report awaited
Fatehabad	Mahuwala, Bhattu	Panchayat Department	14 acre	55000	Director Panchayat Department sought the report from DC
<b>Total</b>				<b>512000</b>	

## STATUS ABOUT MOVEMENT OF THE STOCKS

Month	Allocation			Dispatches				Figures in LMT	
	Wheat	Rice	Total	Wheat	%age	Rice	%age	G Total	%age
Apr-12	3 71	2 00	5 71	3 47	93	1 76	88	5 23	91
May-12	4 00	1 40	5 40	3 16	79	1 10	78	4 26	78
Jun-12	5 32	1 10	6 42	4 19	78	0 77	70	4 96	78
Jul-12	5 85	0 92	6 77	5 43	92	0 47	51	5 90	87
Aug-12	6 39	0 62	7 01	7 21	113	1 05	169	8 26	118
Sep-12	5 35	0 66	6 01	5 46	102	0 68	103	6 14	102
Oct-12	6 49	0 51	7.00	6 23	96	0 45	88	6 68	95
Nov-12	5 03	0 53	5 56	4.87	97	0 95	179	5 46	98
Dec-12	8 87	1 63	10 50	6.68	75	1 60	98	8 28	79
Jan-13	5.10	2 72	7 82	4 56	89	2 32	85	6 87	88
Feb-13	5 98	4 01	9 99	4 19	70	3 28	82	7 48	75
Mar-13	6 52	4 21	10 73	5.90	90	4 36	104	10 26	96
<b>2013-2014</b>									
Apr-13	5 10	3 64	8 74	4 84	95	3 92	108	8 76	100
May-13	5 05	3 00	8 05	1.59	31	0 67	22	9 40	28 upto 7-5-13

**INVENTORY OF WHEAT STOCKS : SUMMARY (AS ON 31-3-2013)****Figures in MT**

Crop Year	Food	Hafed	HWC	HAIC	Confed	FCI	Total
2009-10	0	3255	0	776	0	0	4031
2010-11	23600	5590	35	5663	1729	6	36623
2011-12	442928	665032	190151	251627	85981	323177	1958896
2012-13	813254	1566903	467279	469763	267673	823627	4408499
<b>Total</b>	<b>1279782</b>	<b>2240780</b>	<b>657465</b>	<b>727829</b>	<b>355383</b>	<b>1146810</b>	<b>6408049</b>

**INVENTORY OF WHEAT STOCK (AS ON 30-3-2013)****Figures in MT**

Sr No	Name of Agency	Crop year	Covered	Open	Total
1	Food	2010-11	628	22972	23600
		2011-12	90864	352064	442928
		2012-13	147395	665859	813254
		<b>Total</b>	<b>238887</b>	<b>1040895</b>	<b>1279782</b>
2	Hafed	2009-10	45	3210	3255
		2010-11	984	4606	5590
		2011-12	297570	367462	665032
		2012-13	137023	1429880	1566903
		<b>Total</b>	<b>435622</b>	<b>1805158</b>	<b>2240780</b>
3	Agro	2009-10	0	776	776
		2010-11	0	5663	5663
		2011-12	46711	204916	251627
		2012-13	103422	366341	469763
		<b>Total</b>	<b>150133</b>	<b>577696</b>	<b>727829</b>
4	Confed	2009-10	0	0	0
		2010-11	19	1710	1729
		2011-12	11600	74381	85981
		2012-13	41870	225803	267673
		<b>Total</b>	<b>53489</b>	<b>301894</b>	<b>355383</b>
5	HWC	2009-10	0	0	0
		2010-11	35	0	35
		2011-12	157914	32237	190151
		2012-13	309215	158064	467279
		<b>Total</b>	<b>467164</b>	<b>190301</b>	<b>657465</b>
6	FCI Wheat	2010-11	6	0	6
		2011-12	302933	20244	323177
		2012-13	719041	104586	823627
		<b>Total</b>	<b>1021980</b>	<b>124830</b>	<b>1146810</b>
	<b>G.Total</b>		<b>2367275</b>	<b>4040774</b>	<b>6408049</b>



# INVENTORY OF WHEAT STOCK : FOOD DEPARTMENT (AS ON 31-3-2013)

Figures in MT

Sr. No	Name of Distt	2010-2011		2011-2012		2012-2013		Total		G Total
		Covered	Open	Covered	Open	Covered	Open	Covered	Open	
1	Ambala	0	0	0	0	3433	5015	3433	5015	8448
2	Bhiwani	0	0	0	0	2664	24428	2664	24428	27092
3	Faridabad	0	0	0	0	6073	20374	6073	20374	26447
4	Fatehabad	0	0	11918	32506	0	129567	11918	162073	173991
5	Gurgaon	0	0	0	0	0	2069	0	2069	2069
6	Hisar	0	0	27744	0	35342	32935	63086	32935	96021
7	Jind	0	0	3767	2302	12159	84515	15926	86817	102743
8	Jhajjar	0	0	0	0	7179	7281	7179	7281	14460
9	Karnal	616	15675	13292	134153	8130	98157	22038	247985	270023
10	Kaithal	0	765	12752	6787	30396	71756	43148	79308	122456
11	Kuru-kshetra	0	0	0	33123	4963	69286	4963	102409	107372
12	Narnaul	0	0	0	0	3984	4846	3984	4846	8830
13	Panipat	0	0	249	807	7811	1322	8060	2129	10189
14	Palwal	12	6532	6560	55161	2723	7164	9295	68857	78152
15	Rewari	0	0	0	0	0	12104	0	12104	12104
16	Rohtak	0	0	0	0	0	505	0	505	505
17	Sirsa	0	0	14582	87225	18480	84235	33062	171460	204522
18	Sonepat	0	0	0	0	328	10300	328	10300	10628
19	Y Nagar	0	0	0	0	3730	0	370	0	3730
<b>Total</b>		<b>628</b>	<b>22972</b>	<b>90864</b>	<b>352064</b>	<b>147395</b>	<b>770098</b>	<b>238887</b>	<b>1040895</b>	<b>1279782</b>

## RICE STOCK WITH FCI (AS ON 31-3-2013)

Year	Quantity in LMT
2010-2011	0 05
2011-2012	2 88
2012-2013	11 99
<b>Total</b>	<b>14.92</b>

## TARGETED PUBLIC DISTRIBUTION SYSTEM (TPDS)

Population as per 2011 census : 2.53 crore

DETAIL OF RATION CARDS			
Category	No of ration cards	No of units	Colour of ration card
Above Poverty Line (APL)	45,24,411	1,97,68,562	Green
State Below Poverty Line (SBPL)	4,28,766*	18,75,183	Yellow
Centre Below Poverty Line (CBPL)	4,64,403*	21,77,031	Yellow
Antyodaya Anna Yojana(AAY)	2,62,744*	11,71,282	Pink
<b>Total</b>	<b>56,80,324</b>	<b>2,49,92,058</b>	<b>*11,55,913</b>

Ration Cards : Homeless		
Category	No of Ration Cards	Validity
AAY	12418	Five Years

#### TARGETED PUBLIC DISTRIBUTION SYSTEM (TPDS)

Ration Cards : Brick Kiln Labour		
Category	No of Ration Cards	Validity
SBPL	75103	Till July
Number of Fair Price Shops (31-3-2013)		
Urban	Rural	Total
2670	6547	9217

#### MONTHLY DISTRIBUTION SCALE OF COMMODITIES

Commodity	Category	Scale in kg/Ltr per card per month	Consumer end Price Rs. per kg./Litre
Wheat	BPL	35	5.20
	AAY	35	2.12
Sugar	BPL including AAY	2	13 50
Kerosene	BPL including AAY	6	13 63 to 14 52

#### MONTHLY ALLOCATION

Commodity	Quantity
Wheat	44682 MT
Sugar	2505.7 MT
Kerosene	7536 K. litres

### STATE SUBSIDY IN TPDS

- In April, 2005 Government of India imposed a ceiling on number of Antyodaya Anna Yojna (AAY) and Below Poverty Line (BPL) families. As per this ceiling, there can be a maximum of 3.03 lac families under AAY category and a maximum of 4.87 lac families under BPL category.
- The Government of Haryana, however, took a conscious decision in 2008 that people who could not be included in the BPL list, due to imposed ceiling, should also be provided foodgrain at the subsidized rates
- These families, over and above the number fixed for BPL are called State Below Poverty Line (SBPL) families in Haryana. These families are supplied Above Poverty Line (APL) wheat at the rate and scale of BPL beneficiaries.
- The difference in rate is compensated with state subsidy.
- State Government also bears wholesaler's and Fair Price Shop owner's margin along with transportation cost on wheat distributed to AAY families.

### STATE SUBSIDY UNDER TPDS (SBPL)

YEAR	PROVISION (In crore rupees)	EXPENDITURE (In crore rupees)
2009-10	43 00	35 59
2010-11	43 00	25 36
2011-12	43 00	31 56
2012-13	43 00	25 47

### STATE SUBSIDY UNDER TPDS (AAY)

YEAR	PROVISION (In crore rupees)	EXPENDITURE (In crore rupees)
2008-09	6 00	5 79
2009-10	6 00	5 92
2010-11	5 90	5 91
2011-12	5 90	5 72
2012-13	5 90	5 69

**LIFTING OF WHEAT UNDER TPDS****Figures in MT**

Year	SBPL		CBPL		AAY	
	Alloc	Lifting	Alloc	Lifting	Alloc	Lifting
2009-10	151173 0	147051 4 97 3%	208572 0	206309 7 98 9%	122820 0	118367 0 96 4%
2010-11	168254 0	159869 0 95.0%	208572 0	204846 0 98 0%	122820 0	118197 0 96 0%
2011-12	221825 0	201038 0 91 0%	208572 0	200574 0 96 0%	122820 0	114465 0 93.0%
2012-13	205576.0	192857 0 94.0%	208572 0	200395 0 96 0%	122820 0	113731 0 93.0%

**LIFTING OF SUGAR UNDER TPDS****Figures in MT**

Year	Allocation	Lifting	Percentage
2008-09	32145 4	19025 0	59.1
2009-10	35797 3	18876 5	52 7
2010-11	32075 9	27508 0	85 7
2011-12	32122 7	25599 1	79 6
2012-13	33431 5	32177 6	96 2

**LIFTING OF K.OIL UNDER TPDS****Figures in Kilolitres**

Year	Allocation	Lifting	Percentage
2008 -09	185227	185042	99 9
2009-10	186111	185920	99 9
2010-11	172632	171999	99 6
2011-12	157260	157170	99 9
2012-13	95076	94888	99 8

**CITIZEN CENTRIC SERVICES**

- Seven important services concerning ration cards, have been given fixed time frame, from August 2011, for facilitating time bound services to the public. The process of all these services has been simplified along with simplification of application forms.
- In this context, Department received 3,23,345 applications since August 2011 and all have been disposed of within timelines

**CITIZEN CENTRIC SERVICES : TIMELINES**

Sr No	Item work	Time Limit	Authority to whom complaint is to be made
1	Issue of new ration card on receipt of D-I form i.e Application Form	15 Days	District Food & Supplies Controller
2	Issuance of new ration card on receipt of surrender certificate	7 days	-do-
3	Issuance of duplicate ration card	7 days	-do-
4	Inclusion/Deletion of family member	7 days	-do-
5.	Change of address within same jurisdiction	7 days	-do-
6.	Change of address including change of FPS	7 days	-do-
7	Issuance of surrender certificate	3 days	-do-

**CONTROLLING ACTIVITIES UNDER TPDS**

	2007-08	2008-09	2009-10	2010-11	2011-12	2012-13
No of cases registered with Police	54	39	27	30	20	3
Person arrested	36	19	3	24	7	9
No of licences & depot cancelled	628	288	388	240	169	239
No. of dealers whose security forfeited.	2094	1654	941	701	517	391
Amount of security forfeited (Rs )	14,41,600	10,57,950	11,05,500	9,05,100	8,30,800	1417000

**OBJECTIVES**

1. Assured delivery of essential commodities
2. Delivery of High Quality Services to Beneficiaries
3. Increased Transparency & Accountability
4. Empowerment of Citizens in PDS
5. Prevention of diversion of essential commodities
6. Elimination of bogus and duplicate Ration Cards

## **BENEFITS ENVISAGED FROM SMART CARDS BASED PDS**

### **Beneficiaries**

Transparent system of disbursement of essential commodities assured benefits

Providing information on availability of Stocks at FPS/KD as well as his own quota of allocations-empowered beneficiary.

### **Department**

Effective issuance of Ration cards – more control on duplicate/bogus cards

Accurate data on stocks available & card wise disbursement from each FPS control on pilferage & hoarding of grains

Enhanced capabilities to analyze various factors, such as past trends – more accurate stock allocation to FPS

### **Govt. of India**

Gathering Learnings from Pilot-more optimized approach to country wide rollout

Availability of up-to-date & concrete beneficiary wise, scheme wise and region wise data-better approach to scheme formulation & implementation

### **PDS MODEL FOR HARYANA**

<b>Keys Design Principles</b>	<b>Key Design Elements</b>
Biometrics (Fingerprint) based identification of individuals . Unique & cannot be fored	Smart Cards to store biometrics, relevant transaction data and data of Card Holder
Minimization of manual intervention during transactions/maintenance of records	Smart Terminals to perform transactions and store transaction date
Periodic sharing of 'electronic' data between entitles	Centralized system <ul style="list-style-type: none"> <li>- All locations connected over SWAN/internet</li> <li>- Centralized PDS Application</li> </ul>

## IMPLEMENTATION MODEL

### PART –A : PILOT IN 4 BLOCKS

Implementation of pilot project in 4 blocks in 4 different districts i.e Ambala 1, Gharunda, Sonapat, and Sirsa within 90 days from the date of signing of the agreement.

Date collection and organization of camps will be done in an Phased Manner.

Phase	No. of Districts	Time Period (Months)
Pilot	4 Blocks from 4 Different Districts	3 (from April, 2011 – June 2011)

### PART – B : STATE WIDE ROLL OUT

After successful implementation of pilot in 4 blocks; state wise rollout in 4 phases

Phase	No of Districts	Time Period( Months)
1	3	4 (Oct 2011)
2	6	4 (Feb 2012)
3	6	3.5 (June 2012)
4	6	3.5 (Sept. 2012)

### 5 Year AMC for IT infrastructure after state wide roll out

#### Smart Card : Financial Details

Sr No	Items	Head	Approved	Expenditure	Available
1	Date Digitization	Other	4,35,00,000	1,06,40,476	3,28,59,524
2	Date Centre, System S/W and application S/W	Hardware/ Software	2,72,80,000	0	2,72,80,000
3	Directorate Office	Hardware/ Software	31,80,000	5,20,572	26,59,428
4.	DFSC Office (21 No ), FSO/Inspector Office (119 No), Confed Office (21 No ), Confed Focal Point (21 No ), Oil terminal (3 No ) and FCI office (21 No )	Hardware/ Software	7,73,20,000	38,759	7,72,81,241
5	Smart Transaction Terminal (9600)	Hardware/ Misc	26,40,00,000	0	26,40,00,000
6	FCI Office (21 No )	Hardware/ Misc	10,40,000	0	10,40,000

Sr No	Items	Head	Approved	Expenditure	Available
7	Smart Ration Card (52 lakh)	Hardware	76,40,00,000	0	76,40,00,000
8	1st Year Handholding cost (296 person)	Other	3,50,00,000	0	3,50,00,000
9	1st Year consumable cost (Thermal Paper)	Other	57,90,000	0	57,90,000
10	Publicity Cost	Other	1,88,00,000	25,93,639	1,62,06,361
11	Scheme Management and Consultancy cost @ 6%	Other	7,44,00,000	3,37,94,371	4,06,05,629
12	Contingencies	Other	6,20,00,000	1,19,79,504	5,00,20,496
	<b>Total</b>		<b>1,37,63,10,000</b>	<b>5,95,67,321</b>	<b>1,31,67,42,649</b>

### BENEFICIARIES IN 4 PILOT BLOCKS

Block	Beneficiaries as per census 2011		Families as per Paper Ration Cards			
	Families	Units	APL	BPL	AAY	Total
Ambala-1	30,900	1,25,609	20,106	5,664	4,774	30,544
Gharaunda	26,424	1,55,498	31,625	3,813	739	36,177
Sonipat	42,198	1,85,390	36,154	4,921	1,722	42,797
Sirsa	38,014	1,83,282	27,179	3,898	5,002	36,079
<b>Total</b>	<b>1,37,536</b>	<b>6,49,699</b>	<b>1,15,064</b>	<b>18,296</b>	<b>12,237</b>	<b>1,45,597</b>

### SMART CARD PROJECT IN PILOT BLOCKS

Block	Smart Card Issued			
	APL	BPL	AAY	Total
Ambala-1	21,837	5,209	4,092	31,138
Gharaunda	29,295	2,686	422	32,403
Sonepat	38,697	4,043	1,373	44,113
Sirsa	24,322	2,897	2,487	29,702
<b>Total</b>	<b>1,14,151</b>	<b>14,835</b>	<b>8,370</b>	<b>1,37,356</b>

Block	Actual Distribution through Smart Cards					
	Dec.-12	Jan.-13	Feb.-13	Mar.-13	April-13	Total
Ambala-1	6,717	7,185	6,238	7,556	8,519	36,215
Gharaunda	1,753	1,845	3,468	2,735	1,887	11,688
Sonepat	1,786	1,613	1,516	2,040	2,268	7,437
Sirsa	546	1,563	1,759	1,328	1,988	7,184
<b>Total</b>	<b>10,802</b>	<b>12,206</b>	<b>12,981</b>	<b>13,659</b>	<b>14,662</b>	<b>62,524</b>



## TRANSACTIONS ON SMART CARDS

Block	Transactions on Smart Cards								
	Sept -12	Oct -12	Nov -12	Dec -12	Jan -13	Feb -13	Mar -13	April-13	Total
Ambala-1	11,347	16,701	17,643	20,111	21,483	18,710	22,577	25,409	1,53,981
Gharaunda	1,459	1,583	1,200	3,198	3,744	6,386	5,030	5,330	27,930
Sonepat	1,020	3,004	2,959	3,616	3,189	3,021	3,401	4,857	25,067
Sirsa	390	304	61	546	1,563	1,759	3,413	2,104	10,140
<b>Total</b>	<b>14,216</b>	<b>21,592</b>	<b>21,863</b>	<b>27,471</b>	<b>29,979</b>	<b>29,876</b>	<b>34,421</b>	<b>37,700</b>	<b>2,17,118</b>


## STATUS OF 4 DISTRICTS

### (AMBALA, KARNAL , SONEPAT AND GURGAON)

District	Beneficiaries as per census 2011 (Excl Pilot Phase)		Beneficiaries as per Paper Ration Cards							
			APL		BPL		AAY		Total	
	Families	Units	Families	Units	Families	Units	Families	Units	Families	Units
Ambala	1,53,419	8,88,802	1,87,630	7,61,144	49,188	1,90,900	9,712	33,400	2,46,530	9,85,444
Karnal	1,89,216	11,21,374	2,33,224	9,77,169	51,463	2,27,510	12,839	56,902	2,97,526	12,61,581
Sonepat	2,17,098	12,38,191	2,16,194	9,04,266	40,259	1,73,843	8,917	38,412	2,65,370	11,16,521
Gurgaon	1,88,452	10,37,002	2,19,322	9,00,660	26,070	1,22,998	9,039	43,636	2,54,431	10,67,294
<b>Total</b>	<b>7,48,185</b>	<b>42,85,369</b>	<b>6,37,048</b>	<b>18,81,435</b>	<b>1,40,910</b>	<b>5,92,253</b>	<b>31,468</b>	<b>1,28,714</b>	<b>10,63,857</b>	<b>44,30,840</b>

## STATUS OF 4 DISTRICTS

### (AMBALA, KARNAL , SONEPAT AND GURGAON)



**FORM FILLING STATUS OF 17 DISTRICTS**

S No	District	Total		Blank Forms Supplied to DFSCs	Distributed to AFSO/ IFS/SIFS	Forms Distributed to Beneficiaries	Filled up Forms Received by DFSCs	% Filled up
		Ration Cards	Units					
1	Bhiwani	3,53,500	16,14,279	4,64,820	4,42,755	1,90,779	3,05,700	86
2	Fardabad	4,99,796	14,95,920	6,57,246	6,57,246	5,41,400	4,44,250	89
3	Fatehabad	2,07,779	9,34,082	3,16,918	2,93,918	2,93,918	2,77,500	134
4	Hissar	3,84,003	15,36,012	6,06,414	5,91,005	5,91,005	5,81,038	151
5	Jhajjar	2,93,000	10,47,231	4,98,085	3,11,500	3,11,500	2,75,503	94
6	Jind	2,81,733	13,30,338	3,72,120	3,72,120	3,60,513	2,33,770	83
7	Kaithal	2,44,726	11,25,739	3,76,429	3,26,429	2,75,000	2,16,800	89
8	Kurukshetra	2,19,086	9,55,209	3,93,461	2,50,920	2,00,776	1,93,144	88
9	Mewat	1,90,265	11,40,097	2,34,144	2,34,144	2,34,144	1,75,000	92
10	Narnaul	2,06,761	8,94,203	3,65,121	3,65,121	2,54,000	2,39,500	116
11	Panchkula	1,14,446	4,34,182	1,58,302	1,58,302	1,51,248	1,26,635	111
12	Panipat	2,90,289	12,90,508	4,47,021	4,32,021	4,32,021	2,37,220	82
13	Palwal	2,32,003	13,02,650	3,03,497	2,70,000	2,50,000	81,000	35
14	Rewari	2,32,944	9,44,290	3,82,944	3,19,944	3,19,944	2,60,478	112
15	Rohtak	3,14,449	13,40,814	5,17,950	3,53,490	3,18,480	2,59,219	82
16	Sirsa	3,14,489	15,56,997	3,87,829	3,44,815	2,69,810	1,32,310	42
17	Y Nagar	3,01,196	14,47,678	5,29,058	4,00,000	3,17,550	3,23,480	107
<b>Total</b>		<b>46,80,465</b>	<b>2,03,90,229</b>	<b>70,11,359</b>	<b>61,23,730</b>	<b>53,12,088</b>	<b>43,62,547</b>	<b>93</b>

**PETROL PUMPS**

District	No. of Petrol Pumps
Ambala	84
Bhiwani	110
Faridabad	57
Fatehabad	75
Gurgaon	98
Hisar	110
Jind	87
Jhajar	58
Karnal	102
Kaithal	89
Kurukshetra	90
Mewat	53
Narnaul	79
Panipat	85
Panchkula	45
Palwal	65
Rewari	111
Rohtak	71
Sirsa	124
Sonepat	97
Y Nagar	100
<b>Total</b>	<b>1790</b>

**CHECKING AND SAMPLING OF PETROL PUMPS****(APRIL 2012 TO SEPTEMBER, 2012)**

District	Total No of Petrol Pumps	Checking due	Checking done	Shortfall	Sampling due	Sampling done	Shortfall
Ambala	72	216	32	184	72	32	40
Bhiwani	110	330	37	293	110	9	99
Faridabad	57	171	18	153	57	18	39
Fatehabad	75	225	87	138	75	32	43
Gurgaon	90	270	11	259	90	11	79
Hisar	105	315	11	304	105	0	105
Jind	87	261	5	256	87	5	82
Jhajar	58	174	4	170	58	0	58
Karnal	102	306	51	255	102	60	42
Kaithal	89	267	58	209	89	20	70
Kurukshetra	90	270	4	266	90	3	87
Mewat	53	159	7	152	53	7	46
Narnaul	79	237	3	234	79	1	78
Panipat	80	240	7	233	80	7	73
Panchkula	44	132	14	118	44	2	42
Palwal	65	195	1	194	65	1	64
Rewari	111	333	12	321	111	1	110
Rohtak	70	210	51	159	70	11	59
Sirsa	124	372	90	282	124	51	73
Sonepat	94	282	83	199	94	57	37
Y Nagar	90	270	40	230	90	125	+35

**CHECKING AND SAMPLING OF PETROL PUMPS****(OCT 2012 TO MARCH 2013)**

District	Total No of Petrol Pumps	Checking due	Checking done	Shortfall	Sampling due	Sampling done	Shortfall
Ambala	84	252	85	167	84	57	27
Bhiwani	110	330	173	157	110	110	0
Faridabad	57	171	67	104	57	39	18
Fatehabad	75	225	99	126	75	45	30
Gurgaon	90	294	49	245	98	49	49
Hisar	105	330	134	196	110	26	84
Jind	87	261	44	217	87	33	54
Jhajjar	58	174	58	116	58	54	4
Karnal	102	51	54	+3	102	104	+2
Kaithal	89	267	53	214	89	18	71
Kurukshetra	90	270	52	218	90	21	69
Mewat	53	159	21	138	53	15	38
Narnaul	79	237	54	183	79	26	53
Panipat	80	255	45	210	85	33	52
Panchkula	44	135	70	65	45	42	3
Palwal	65	195	0	195	65	0	65
Rewari	111	333	52	281	111	15	96
Rohtak	70	213	55	158	71	28	43
Sirsa	124	372	90	282	124	51	73
Sonepat	94	291	66	225	97	55	42
Y Nagar	100	300	42	258	100	168	468

**DOMESTIC LPG AGENCIES**

District	No. of Gas agencies
Ambala	18
Bhiwani	15
Faridabad	28
Fatehabad	13
Gurgaon	24
Hisar	23
Jind	11
Jhajjar	15
Karnal	16
Kaithal	7
Kurukshetra	12
Mewat	4
Narnaul	10
Panipat	15
Panchkula	12
Palwal	6
Rewari	12
Rohtak	19
Sirsa	9
Sonepat	16
Y.Nagar	17
<b>TOTAL</b>	<b>302</b>

**CONTROLLING ACTIVITIES :****LPG DURING ONE YEAR (APRIL 2012 TO MARCH 2013)**

District	Total No of Gas agencies	No of Gas agencies checked	No of FIRs registered	Supply suspended	Cylinders seized	Cases sent to Oil Companies for action
Ambala	18	12	1	0	63	0
Bhiwani	15	43	6	0	194	0
Faridabad	28	17	4 (against delivery boys)	1	413	1
Fatehabad	13	11	3	0	27	5
Gurgaon	24	9	0	0	146	1
Hisar	23	64	0	0	25	1
Jind	11	11	2	0	233	2
Jhajjar	15	15	1	0	91	1
Karnal	16	14	0	0	97	0
Kaithal	7	15	0	0	82	0
Kurukshetra	12	12	2	0	67	2
Mewat	4	6	0	0	0	6
Narnaul	10	14	2	0	28	0
Panipat	15	22	1	0	68	0
Panchkula	12	14	2	0	192	0
Palwal	6	0	0	0	0	0
Rewari	12	32	0	0	0	1
Rohtak	19	10	3	0	98	1
Sirsa	9	9	0	0	56	1 <sup>1</sup>
Sonepat	16	16	0	0	142	0
Y Nagar	17	19	0	0	0	2
<b>TOTAL</b>	<b>302</b>	<b>365</b>	<b>27</b>	<b>1</b>	<b>2022</b>	<b>24</b>

## CONSUMER AWARENESS ACTIVITIES

- Consumer clubs in 82 Govt. schools of 4 districts of the State (Hisar, Sirsa, Jind & Gurgaon) have been established
- State Consumer Helpline will be operational during the current year
- Haryana State Society for Consumer Protection and Empowerment (HRSCOPE) is being formed
- Establishment of corpus fund of Rs 10 crore (GOI share 75% + State share 25%) to promote various activities related to welfare of consumers is under active consideration.

## CONSUMER PROTECTION

State Commission			
	Since Inception	Reporting quarter (March 2013)	Progressive Total
1. No of Cases filed	42751	249	43000
2. No of cases disposed off	42616	245	42861
3. No of cases pending	135	4	139
District Fora			
1. No. of Cases filed	220377	2009	222386
2. No of cases disposed off	202648	1936	204584
3. No of cases pending	17729	73	17802

## ENFORCEMENT OF LEGAL METROLOGY ACT, 2009

### OBJECTIVES :

- To safeguard the public in all matters involving commercial determinations of quantity and to ensure the accuracy of all transactions in buying or selling by weight and measure. This is to eliminate the potential for fraud, carelessness and misrepresentation during the transactions.
- To protect the interest of consumers in the State and inspection of package commodity which requires MRP, date of packing, Net contents, Name of Product, Name & Address of manufacturer/packer and Name/Address/Tel. No of person/office which can be, contacted, in case of consumer complaints. All pre-packaged commodities imported in to India shall also carry the name and address of the importer alongwith month and year of import.



## ENFORCEMENT OF LEGAL METROLOGY ACT, 2009

### ACT AND RULES :

- The Legal Metrology Act, 2009 (w.e f. 1 4.2011).
- The Legal Metrology (Packaged Commodities) Rules, 2011.
- The Legal Metrology (General Rules, 2011)
- The Haryana Legal Metrology (Enforcement) Rules, 2011.

## ENFORCEMENT OF LEGAL METROLOGY ACT, 2009

### REVENUE RECEIPT

Year	Target Fixed (Rs crore)	Achievement (Rs. crore)
2008-09	10 00	8.32
2009-10	10.00	8 59
2010-11	10 00	9.71
2011-12	10.45	9.53
2012-13	10.40	10 10
2013-14	10.75	

## ENFORCEMENT OF LEGAL METROLOGY ACT, 2009

### CHALLANS & COMPOUNDING FEE

Year	Challans		Challans decided		Compounding fee	
	WM	PCR	WM	PCR	WM (in Rs.)	PCR (in RS.)
2008-09	1555	556	1356	476	37, 59, 250/-	12, 79, 300/-
2009-10	1576	485	1458	447	45, 24, 900/-	18, 11, 500/-
2010-11	1322	682	1288	524	23, 20, 350/-	8, 59, 800/-
2011-12	655	241	577	286	21,27,300/-	10,69,300/-
2012-13	768	277	532	265	31,30,300/-	12,01,000/-

### THE HARYANA CONTROL OF BRICK SUPPLIES ORDER 1972

- No. of Brick kilns licenses – 2997
- Control order was amended in 2007 removing the clauses of fixation of bricks rate, permits system of bricks and record of sale and purchase etc.
- Amendments like fixing size of bricks and conditions for grant of license under consideration.

### BRICK-KILNS IN THE STATE

Sr. No	District	No. of Brick Kilns
1	Ambala	119
2	Bhiwani	208
3	Faridabad	89
4	Fatehabad	83
5	Gurgaon	12
6	Hissar	262
7	Jind	163
8	Jhajar	429
9	Kaithal	115
10	Karnal	106
11	Kurukshetra	78
12	Mewat	100
13	Narnaul	111
14	Panipat	102
15	Panchkula	44
16	Palwal	157
17	Rewari	130
18	Rohtak	133
19	Sirsa	185
20	Sonepat	286
21	Yamuna Nagar	85
<b>Total</b>		<b>2997</b>

**BRICK- KILNS : RENEWAL STATUS**

Sr. No	Name of District	Total No. of Brick Kilns licences as on 10-4-2013	No of Licences not renewed as on 10-4-2013	Action taken	No. of licenses pending for renewal as on 20-5-2013
1	Ambala	119	1 (Court case)	Not required	1 (Court case)
2	Bhiwani	208	7 ( Suspend)	Not required	7 Suspended
3	Fardabad	89	3	ATR not received	3
4	Fatehabad	83	1 (pending with DM)	Not required	0
5	Gurgaon	12	01	ART not received	01
6	Hissar	262	0	Not required	0
7	Jind	163	22	2 (Renewed)	20
8	Jhajjar	429	21. (Suspend) 05 (Cancelled)	5 (Cancelled)	21 Suspended
9	Kaithal	115	6	5 (Renewed)	1
10	Karnal	106	2	ATR not received	2
11	Kurukshetra	78	7	No Action Taken	7
12	Mewat	100	50	ATR not received	50
13	Narnaul	111	44	ATR not received	44
14	Panipat	102	61	16 (Cancelled) 6 (Renewed)	39
15	Panchkula	44	0	Not required	0
16	Palwal	157	84	7 (Renewed)	77
17	Rewari	130	39	18 (Renewed)	21

Sr. No	Name of District	Total No. of Brick Kilns licences as on 10-4-2013	No. of Licences not renewed as on 10-4-2013	Action taken	No of licenses pending for renewal as on 20-5-2013
18	Rohtak	133	8	2(Renewed)	6
19	Sirsa	185	4	ATR not received	4
20	Sonepat	286	145	ATR not received	145
21	Yamuna Nagar	85	0	Not required	0
<b>Total</b>		<b>2997</b>	<b>511</b>	<b>61</b>	<b>450</b>

### AUDIT PARAS : AG AUDIT

Name of the Dict	Yearwise outstanding A.G audit paras								Total outstanding Paras	Latest A G Audit report issued dated	Reply sent whether Yes or No		Reasons given by DFSC
	2004-05	2005-06	2006-07	2007-08	2008-09	2009-10	2010-11	2011-12			Yes	No	
Ambala						4	1	11	16	30-7-12	Yes		
Bhiwani			1					9	10	30-7-12	Yes		
				5			3		8	17-11-11	Yes		
Fatehabad						4		10	14	13-3-13	-	-	Replies of AG audit report dated 13-3-13 are to be submitted within one month
Gurgaon								7	7	9-12-12	Yes		
Hisar				2				9	11	28-12-12	Yes		
Jind			1	2	2	2		9	14	17-1-13		No	Reply not sent
Jhajjar		1		3		2			6	24-2-11	Yes		
Kaithal			1	2			6	16	25	22-2-13		No	Reply not sent
Karnal						1	3	11	15	5-10-12	Yes		
Kuru-kshetra				2			7	12	21	3-9-12	Yes		
Mewat							5		5	12-12-11	Yes		

Name of the Dict	Yearwise outstanding A G audit paras								Total outstanding Paras	Latest A G. Audit report issued dated	Reply sent whether Yes or No		Reasons given by DFSC
	2004-05	2005-06	2006-07	2007-08	2008-09	2009-10	2010-11	2011-12			Yes	No	
Narnaul				1			9		10	18-5-12	Yes		
Panipat				1			5		6	12-12-11	Yes		
Panchkula				1				5	6	21-6-12	Yes		
Palwal							5		5	12-4-12	Yes		
Rewari						5		8	13	4-12-12	Yes		
Rohtak			1		4		6		11	12-4-12	Yes		
Sirsa					4		16		20	14-2-12	Yes		
Sonapat			2		1		8		11	19-4-12	Yes		
Y/Nagar						3	6		9	16-4-12	Yes		
Total		1	4	8	22	21	80	107	243				

Note . In addition to above, 3 Revenue Paras for the year 2005-08 of Mewat & 6 Revenue Paras (1993-96 =1, 1998-02 =1, 2002-05=2 & 2005-08=2) of Narnaul Districts are outstanding in the audit reports. Replies of these paras are still pending from DFSC Mewat & Narnaul.

**CHALLENGES AHEAD**

- End to End computerization of PDS (Implementation of Smart Card Project)
- Addition in covered storage capacity (Godowns/silos)
- Supply of Sugar after abolition of levy on sugar by GOI
- Implementation of National Food Security Bill, 2011.

**BUDGET AT A GLANCE (2013-14)****EXPENDITURE HEAD**

Major Head	Plan	Non Plan	Total
2408 - Food Storage & Warehousing	0	245.72	245.72
3456 - Civil Supplies	0	10.10	10.10
3475 – Controller Weight & Measure	0	2.32	2.32
4408- Capital Outlay and Warehousing	37.66	8312.68	8350.34
2049 – Interest Payment	0	750 00	750.00
6003 - Internal Debt of the State Govt.	0	8655.00	8655.00
7610 – Loans to Govt. Servant	0	1.72	1.72
<b>Gross Expenditure Budget</b>	<b>37.66</b>	<b>17977.54</b>	<b>18015.20</b>

**BUDGET AT A GLANCE (2013-14)****RECEIPT HEAD**

Major Head	Plan	Non Plan	Total
0235 – Social Security & Welfare	0	1.00	1.00
0408 - Food Storage & Warehousing	0	0 10	0.10
0435 – Other Agriculture Program	0	1.39	1.39
1475 – Other General Economic Services	0	10.75	10.75
4408 - Capital Outlay and Warehousing	0	8399.64	8399.64
6003 – Internal Debt of the State Govt.	0	7100	7100
<b>Gross Receipt</b>	<b>0</b>	<b>15512.88</b>	<b>15512.88</b>

**PROVISION OF CASH CREDIT LIMIT (CCL)****Rs. in crore**

Year wise/Crop	Total CCL sanctioned by RBI	Name of Agency	CCL re-distributed by FD	CCL availed
2012-13 Rabi-2012 (Wheat)	Rs. 9276.93	Food	3266.93	3210.00
		Hafed	3500 00	3500 00
		HWC	1260 00	1225 54
		HAIC	450.00	412 07
		Confed	800.00	756 14
		<b>Total</b>	<b>9276.93</b>	<b>9103.75</b>
2012-13 Kharif-2012 (Paddy)	Rs 4937 13	Food	2357.13	1625.00
		Hafed	900 00	900 00
		HWC	480.00	452 39
		HAIC	800 00	760 00
		Confed	400 00	266.52
		<b>Total</b>	<b>4937.13</b>	<b>4003.91</b>
2012-13 Kharif-2012 (Bajra)	Rs 109 22	Food	79 22	Nil
		HWC	30.00	Nil
		<b>Total</b>	<b>109.22</b>	<b>Nil</b>
2013-14 Rabi-2013 (Wheat)	Rs 11695.32	Food	4386 58	2200 00
		Hafed	3985.07	1020.04
		HWC	1329.47	647.80
		HAIC	1329.47	403.18
		Confed	664.73	356.19
	<b>Total</b>	<b>11695.32</b>	<b>4427.21</b>	

**DETAILS OF CASH CREDIT LIMIT****Rs. in crore**

Year	Crop wise	Total CCL sanctioned by RBI for Food & Four agencies	Food Department		
			CCL sanctioned	CCL availed	Outstanding Loan
2011-12	Rabi 11 (Wheat)	6868 23	2493 23	2325	700
	Kharif 11 (Paddy)	2489.40	1409 40	1250	Nil
	Kharif 11 (Bajra)	137.97	85.97	Nil	Nil
2012-13	Rabi 12 (Wheat)	9276 93	3266 93	3210	1510
	Kharif 12 (Paddy)	4937 13	2357 13	1625	1250
	Kharif 12 (Bajra)	109 22	79 22	Nil	Nil
2013-14	Rabi 13 (Wheat)	11695 32	4386 58	2200	2000
<b>Total Outstanding Loan to be paid to SBI/RBI</b>					<b>5460</b>



**BUDGET PROVISION UNDER THE HEAD 2049-INTEREST PAYMENTS-  
LOANS FROM SBI AND OTHER BANKS (CCL)**

**Rs. In crore**

Year wise	B.E /R.E.	Budget Utilised
2011-12	450	376.25
2012-13	610	587.17
2013-14	750	40.45

---

**ACTION TAKEN REPORT**  
**(A.T.R.)**

---

((

at

### **ISSUE NO. 1: TIMELY LIFTING OF FOODGRAINS DURING PROCUREMENT AND IRREGULARITIES BY LABOUR & CARTAGE CONTRACTORS.**

- Contracts for labour, cartage and transportation for foodgrains procurement on Minimum Support Price (MSP) are made by the procurement agencies during the month of February for the coming Rabi & Kharif seasons. Improvement needs to be made in these areas especially in the mandis and purchase centres.
- It is proposed that Artias Association of mandis and purchase centres may be persuaded to take tenders of these mandis and purchase centres. This way turnwise lifting will be assured and contractors will not be in position to take undue advantage.

(i) After the oral examination of the representatives of the Department, **the Committee recommends that latest position of the case of Loharu Anaj Mandi in which weighing machine was found manipulated while checking by a machine specially ordered from Ambala may be provided to the Committee.**

(ii) **The Committee desired that the Department should make it sure that the lifting of food grains may be carried out by the trucks only not by the tractors and trolleys.**

(iii) **The committee further recommends that the department should make it sure that the purchasing of food grains may be carried out on that particular day and date of respective purchasing announcement made by the department.**

### **ISSUE NO. 2 : PRIORITY LIQUIDATION OF STOCKS FROM BHAGOLA AND OTHER MANDIS OF DISTRICT PALWAL.**

In view of the directions given by the Hon'ble Subject Committee of the Haryana Vidhan Sabha on Food & Supplies Department, special efforts were made for evacuation of stocks from all storage points of Palwal district in general and Bhagola in particular. As a matter of fact, the stock position of Palwal district as on 31.5.2013 was 71881 MT and on 31.8.2013 it was 59881 MT. Upgradation and liquidation work at Bhagola storage point is being taken on priority. Due to heavy monsoon this work was delayed for some time and it has been started again.

After thorough written reply and oral examination of the representatives of the Department, **the Committee recommends that the department take prompt action to lift the stocks of food grains from Bhagola and other mandis of District Palwal. The committee further desired that the latest position of liquidation of stock from Bhagola and other Mandis of District Palwal may be provided to the Committee.**

### **ISSUE NO. 3 : PROBLEM OF BARDANA, LESS SPACE IN MANDIS TO ACCOMMODATE ARRIVAL AND FIXATION OF SPOTS TO ACCOMMODATE SURPLUS ARRIVALS.**

- Issue to bardana management was handled in the best possible manner during Rabi-2013 and there is sufficient bardana for Kharif-2013 as well.

- Due to shortening of procurement season, there is no alternative but to add more spots where farmers can bring their crop.
- In future it would be ensured that information about these spots is conveyed to all, well in advance, so that farmers do not have any space problem and their produce is procured as early as possible
- Agencies have already been asked to enter the mandis from 1<sup>st</sup> of October when Kharif season commences
- Efforts are also being made to educate the farmers to bring their produce as per the uniform specifications of procurement conveyed by the Government of India
- Stocks can be improved in mandis also, where as per the directions of Haryana State Agriculture Marketing Board (HSAMB) all parties should have stocks articles like electric jharnas, pankhas, wooden crates and polythene covers etc.

#### **ISSUED NO. 4 : INCREASE IN COVERED STORAGE CAPACITY**

- Total covered capacity in Haryana in 2011-12 was 49.12 LMT
- In 2012-13 it was increased to 65.04 LMT.
- During 2013-14 as on 31.8.2013 (31.8.2013), it increased to 72.40 LMT and an addition of 15.70 LMT is likely to be made during the current year itself.
- So overall covered storage capacity before the beginning of Rabi-2014 season should be around 88.10 LMT.

#### **ISSUED NO. 5 : MOVEMENT OF STOCKS**

Month	Movement by rail	Movement by road	Total movement
June, 2013	4.65 LMT	0.70 LMT	5.35 LMT
July, 2013	3.22 LMT	1.33 LMT	4.55 LMT
August, 2013	3.82 LMT	1.31 LMT	5.13 LMT

Average movement : 5.01 LMT.

With this average movement of 5.01 LMT, we would be left with 62.06 LMT of wheat as opening balance at the start of Rabi Marketing Season-2014. This is marginally less than 64.08 LMT, we had on 1.4.2013. However, with increase in capacity (27.28 LMT), storage position would be comfortable.

### **ISSUE NO. 6 : IDENTIFICATION OF GENUINE BENEFICIARIES IN ANTODAYA ANNA YOJANA (AAY) AND BELOW POVERTY LINE (BPL) CATEGORY.**

- The work relating to identification of AAY+BPL beneficiaries is undertaken by Development & Panchayat and Urban Local Bodies Department, Haryana in rural and urban areas respectively.
- The coverage under Targeted Public Distribution System will increase under the National Food Security Act, 2013, from 54.41 lac people to 126.49 lac people.
- As such all needy persons should now be benefitted.

(i) After going through the written reply and oral examination of the representatives of the Department, **the Committee recommends that a door to door survey to identify the beneficiaries under B.P.L. category should be done. The Committee further recommends that B.P.L. cards should be issued only to the eligible families.**

(ii) **The Committee desired that district wise list of those persons who have taken benefits under B.P.L. schemes by giving false information may be provided to the Committee.**

(iii) **The Committee further recommends to investigate and inquire into the matter of cancellation of B.P.L. cards of Sapera Community in village Nangla in Mohana Block of Prithala assembly constituency. A report of the inquiry may be sent to the Committee.**

### **ISSUE NO. 7 : CHECKING OF PETROL PUMPS**

Month	No. of Petrol Pumps	Sampling done
June, 2013	1859	277
July, 2013	1879	263
August, 2013	1889	245

### **ISSUED NO. 8 : CHECKING OF LPG GAS AGENCIES**

Month	No. of Gas Agencies	Checking done	FIR regd.	Cylinder seized	Cases send to OMCs for action
June, 2013	309	81	01	154	0
July, 2013	312	82	0	161	0
Aug. 2013	336	73	0	0	1

**ISSUE NO. 9 : CHECKING FOR FAIR PRICE SHOPS**

Month	No. of Fair Price Shops (FPSs)	Action Taken Report			
		FPS cancelled (No.)	Supply suspended (No.)	FIR lodged (No.)	Security forfeited (Amount in Rs.)
June, 2013	9151	18	54	01	1,13,000
July, 2013	9140	15	47	0	89,000
Aug. 2013	9190	13	30	0	81,000

**ISSUED NO. 10 : CITIZEN CENTRIC SERVICES**

- Details and timelines of Citizen Centric Services have been displayed prominently in all the field offices of the Department.
- Seven services concerning Ration Cards like issuance of new ration card, duplicate ration card, surrender certificate, inclusion/exclusion of family member, change of address and change of fair price shop etc. have been given fixed timeframe for facilitating quick services to the public.
- The process for all these services has been simplified by recasting of application forms.

Sr. No.	Item work	Time Limit	Authority to whom complain is to be made
1	Issue of new ration card on receipt of D-I form i.e. Application Form	15 Days	District Food & Supplies Controller
2	Issuance of new ration card on receipt of surrender certificate	7 days	-do-
3.	Issuance of duplicate ration card	7 days	-do-
4.	Inclusion/Deletion of family member	7 days	-do-
5.	Change of address within same jurisdiction	7 days	-do-
6	Change of address including change of FPS	7 days	-do-
7.	Issuance of surrender certificate	3 days	-do-

After going through the written reply and oral examination of the representatives of the Department, **the Committee recommends that a notice may be displayed in all the Department Offices containing all the instructions regarding issuing of new Ration Cards, Smart Cards, Duplicate Ration Cards and address change process in Ration Cards along with the time frame according to the Citizen Centric Services.**

Till August, 2013, filed office of Food & Supplies Department received more than 4,10,602 applications in this regard and service concerning these application were rendered within stipulated timelines.

#### **ISSUE NO. 11 : STATUS OF CASES UNDER CONSUMER PROTECTION ACT, 1986**

ATR : The review is done on quarterly basis. Status as on 30.6.2013 is as under-

##### **STATE COMMISSION**

Sr No.		Cases filed since inception to 30.6.2013	Reporting Quarter (April to June)	Progressive
1	Cases filed	43,000	235	43,235
2	Cases disposed off	42,861	184	43,045
3	No. of cases pending	139	51	190

##### **DISTRICT FORS**

Sr No		Cases filed since inception to 30.6.2013	Reporting Quarter (April to June)	Progressive
1	Cases filed	2,22,386	1,962	2,24,348
2	Cases disposed off	2,04,584	1,872	2,06,456
3.	No. of cases pending	17,802	90	17,892

- (i) After going through the written reply and oral examination of the representatives of the Department, **the Committee recommends that the details of the cases pending in the courts and judgments passed by the court on the B.P.L. survey conducted in 2011 may be supplied to the Committee.**

- (ii) **The Committee further recommends that the latest position of cases pending in the State Consumer Protection Commission may be provided to the Committee.**

**ISSUE NO. 12 : ISSUANCE OF NO OBJECTION CERTIFICATE (NOC) BY POLLUTION CONTROL BOARD FOR BRICK KILNS**

Issuance of No Objection Certificate (NOC) by Pollution Control Board is a must for setting up of a new brick kiln and at the time of renewal of license of all brick kilns.



---

**STATUS OF IMPLEMENTATION  
OF  
THE NATIONAL FOOD SECURITY ACT, 2013**

---

### **BASIC INFRASTRUCTURE**

- Confed, well equipped with 50 focal points for intermediate storage, operates as wholesale nominee of foodgrains and sugar in the Public Distribution System.
- It ensures doorstep delivery of commodities to FPSs
- There is a sound network of 9174 Fair Price Shops (Urban:2654 + Rural: 6520) in Haryana and no part of the State is uncovered.
- Average ration cards per Fair Price Shops are 640 The average number of effective cards at present per FPS is 140.
- With the implementation of Act average number of effective ration cards per FPS will be around 300.

### **IMPLEMENTATION**

- The National Food Security Ordinance (now Act), 2013 was launched on 20th August, 2013 Functions were organized in all the 21 districts of the State. Hon'ble Chief Minister Haryana was the chief guest in Panipat.
- Wheat was distributed to AAY and BPL beneficiaries as per their entitlements and rate under National Food Security Act, 2013.
- Distribution of pulses under Dal Roti Scheme has also started
- Criteria for identification of Priority Households has been finalized and soft copies of provisional lists in this regard have been handed over to Deputy Commissioners Work is already underway in the field.
- Haryana is the first State where September allocation of foodgrains has been made on the basis of National Food Security Act, 2013.

### **IMPLEMENTATION**

- Deputy Commissioners are being nominated as District Grievance Redressal Officer (DGRO)
- Vigilance Committees are already in place at Village/Ward, Block and District level
- Constitution of State Vigilance Committee is under process
- Notification for declaring the eldest woman as head of family is being issued
- Printing of new "Food Security Cards" are being printed through Printing & Stationery
- Constitution of State Food Commission is under process

## IDENTIFICATION OF PRIORITY HOUSEHOLDS

### IDENTIFICATION OF ELIGIBLE HOUSEHOLDS

- It was decided by the committee headed by Chief Secretary that the Socio Economic and Caste Census (SECC) conducted by Ministry of Rural Development and Ministry of Housing and Urban Poverty Alleviation Department, Government of India, may be used to identify the priority households.
- The Ministry of Consumer Affairs, Food and Public Distribution, Department of Food and Public Distribution, Government of India has given a target of coverage of 54.61% in rural (90.28 Lacs) and 41.05% in urban areas (36.21 Lacs) of the State, under the National Food Security Act, 2013.
- Total coverage for the state would be 49.89% population covering 126.49 Lacs persons


### GAP IN DATA

(Figures in crore)

Data	Census-2011	SECC-2011
Rural	1.65	1.61
Urban	0.88	0.75
Total	2.53	2.36

### CRITERIA FOR INCLUSION OF HOUSEHOLDS IN RURAL AREAS

1. The Antyodaya Anna Yojana (AAY) households would be automatically covered as per the existing scheme of the Government of India
2. The Central Below Poverty Line (CBPL) & State Below Poverty Line (SBPL) household would be automatically covered under priority households.
3. The homeless households
4. Households where Head of the Family is disabled person
5. All households of landless agricultural laborers.
6. All households of small and marginal farmers (owing land up to 5.0 acres of any type).
7. All households headed by a widow or single women (unmarried/separated/deserted)



8. Occupationally vulnerable households where the main source of income is from .
- Cultivation
  - Manual casual labour
  - Part-time or full-time domestic service
  - Foraging, rag picking
  - Non-agricultural Own Account Enterprise
  - Begging/Charity/Alms collection
  - Others, as may be specified

### **CRITERIA FOR EXCLUSION OF HOUSEHOLDS IN RURAL AREAS**

1. All income tax payers shall be excluded (undertaking to be taken).
2. All VAT assesseees registered under Haryana VAT Act 2003 shall be excluded (undertaking to be taken).
3. All Service Tax payers shall be excluded (undertaking to be taken).
4. All Professional tax payers shall be excluded (undertaking to be taken)
5. Any household having more than 2 hectares (5 acres) of land shall be excluded
6. Any household owning motorized four wheeler shall be excluded.
7. Any household which owns/operates an enterprise(s) registered with the Government.
8. All employees (other than contractual / work charged / daily wager) of Government of India, State Governments and Union Territories or its boards /corporations /enterprises /undertakings, Municipal Corporations, Municipal Councils, Municipal Committees, Improvement Trusts, Universities, Govt. aided Educational institutions etc. shall be excluded.
9. Any household having annual income of more than two lac from all the sources, shall be excluded (undertaking to be taken).
10. Any such other households, which may be excluded as per criteria, as may be prescribed.

### **TOTAL FIGURES FOR RURAL AREAS**

<b>Criteria</b>	<b>Total Members</b>	<b>Member %</b>	<b>Total Families</b>	<b>% Families</b>
Default Exclusion	4250296	26.36441	811533	25.11893
Exclusion	2229575	13.82996	435813	13.48948
Inclusion	9641466	59.80562	1983416	61.39158

## DISTRICT WISE FIGURES FOR RURAL AREAS

District	Name	Total Members	Members Included	% Members Included	Total Families	Families Included	% Families Included
01	Panchkula	249435	149831	60.07	51263	31255	60.97
02	Ambala	611956	399816	65.33	123733	82287	66 50
03	Yamunanagar	732212	493368	67 38	145942	99873	68.43
04	Kurukshetra	682690	453369	66.41	138525	94115	67 94
05	Kaithal	812936	566954	69.74	162740	116457	71 56
06	Karnal	977618	664957	68 02	195686	135993	69 50
07	Panipat	622011	346169	55 65	122482	69831	57 01
08	Sonipat	953839	534445	56 03	191959	110611	57.62
09	Jind	965081	604337	62 62	199161	128976	64 76
10	Fatehabad	727079	441873	60.77	147104	91869	62 45
11	Sirsa	1005501	521464	51 86	206076	110935	53 83
12	Hissar	1166612	662778	56.81	237513	139361	58 68
13	Bhiwani	1272852	679946	53 42	260549	144085	55 30
14	Rohtak	585172	321562	54.95	117104	66767	57.02
15	Jhajjar	655955	326558	49.78	135102	70404	52 11
16	Mahendergarh	786296	448067	56 98	157393	93205	59.22
17	Rewari	676217	395461	58.48	141203	85060	60.24
18	Gurgaon	499771	240624	48 15	101619	51063	50 25
19	Mewat	948183	636060	67.08	173142	117964	68.13
20	Faridabad	383922	214549	55 88	73757	42068	57 04
21	Palwal	805999	539278	66 91	148709	101237	68 08

### **CRITERIA FOR INCLUSION OF HOUSEHOLDS IN URBAN AREAS**

1. The Antyodaya Anna Yojana (AAY) households would be automatically covered as per the existing scheme of the Government of India.
2. The Central Below Poverty Line (CBPL) & State Below Poverty Line (SBPL) household would be automatically covered under priority households.
3. All households living in katcha houses.
4. The homeless households
5. Households where Head of Family is disabled person
6. All households headed by a widow or single women (unmarried/separated/deserted)
7. Occupationally vulnerable households like: {except Govt. employees (other than contractual / work charged / daily wager) of Government of India, State Governments and Union Territories or its boards / corporations / enterprises / undertakings, Municipal Corporations, Municipal Councils, Municipal Committees, Improvement Trusts, Universities, Govt. aided Educational institutions etc.}
  - Rag-picker
  - Beggar
  - Domestic worker
  - Street vendors/ cobblers/ hawkers/ other service provider working on streets
  - Construction workers /plumber/ mason/ labour/ painter/ welder/ security guard/coolie head-load worker
  - Sweeper/sanitation worker/mali
  - Home-based worker/artisan/handicrafts worker/tailor
  - Transport worker/ driver/ conductor/ helpers to drivers and conductors/ cart puller/rickshaw puller
  - Shop worker/ assistant/ peon in small establishment/ helper/ delivery assistant/ attendant/ waiter
  - Electrician/mechanic/assembler/repair worker
  - Washer-men/chowkidar
  - No income from any source
  - Others, as may be specified

### **CRITERIA FOR EXCLUSION OF HOUSEHOLDS IN URBAN AREAS**

1. All income tax payers shall be excluded (undertaking to be taken).
2. All VAT assesses registered under Haryana VAT Act 2003 shall be excluded (undertaking to be taken).

3. All Service Tax payers shall be excluded (undertaking to be taken)
4. All Professional tax payers shall be excluded (undertaking to be taken)
5. Any household having more than 2 hectares (5 acres) of land shall be excluded (undertaking to be taken)
6. Any household owning a house built on a plot area of 250 sq yds. or more or flat of 1500 sq.ft or more super area in Municipal Corporation or Municipal Councils in the State (undertaking to be taken)
7. Any household owning Air Conditioner or motorized four wheeler shall be excluded.
8. All employees (other than contractual / work charged / daily wager) of Government of India, State Governments and Union Territories or its boards /corporations /enterprises /undertakings, Municipal Corporations, Municipal Councils, Municipal Committees, Improvement Trusts, Universities, Govt aided Educational institutions etc. shall be excluded (undertaking to be taken)
9. Any household having annual income of more than two lac from all the sources, shall be excluded. (undertaking to be taken)
10. Any such other households, which may be excluded as per criteria, as may be prescribed

#### TOTAL FIGURES FOR URBAN AREAS

Criteria	Total Members	Member %	Total Families	% Families
Exclusion	1704653	22.51865	392110	22.64048
Inclusion	5865308	77.48135	1339788	77.35952

#### DISTRICT WISE FIGURES FOR URBAN AREAS

District	Name	Total Members	Members Included	% Members Included	Total Families	Families Included	% Families Included
01	Panchkula	257377	143048	55.58	65098	35800	54.99
02	Ambala	407803	311848	76.47	92656	71693	77.38
03	Yamunanagar	428985	362722	84.55	93734	79643	84.97
04	Kurukshetra	226909	169497	74.7	50187	37527	74.77
05	Kaithal	218037	181645	83.31	44548	37309	83.75
06	Karnal	454445	362035	79.67	97556	77529	79.47
07	Panipat	421542	354024	83.98	88009	74139	84.24

08	Sonipat	409292	332680	81.28	84283	69022	81.89
09	Jind	268939	226946	84.39	56817	48393	85.17
10	Fatehabad	157680	130162	82.55	32608	27094	83.09
11	Sirsa	304470	228904	75.18	65479	49542	75.66
12	Hissar	426643	354242	83.03	90948	75681	83.21
13	Bhiwani	278001	243014	87.41	58574	51448	87.83
14	Rohtak	470233	383396	81.53	98150	80534	82.05
15	Jhajjar	170453	140993	82.72	41620	35149	84.45
16	Mahendergarh	113376	99868	88.09	22915	20322	88.68
17	Rewari	162342	138591	85.37	34728	29895	86.08
18	Gurgaon	885960	521666	58.88	222495	131953	59.31
19	Mewat	80222	72160	89.95	15027	13563	90.26
20	Faridabad	1238400	954707	77.09	339784	263634	77.59
21	Palwal	188852	153160	81.1	36682	29918	81.56

### REDRESSAL OF PUBLIC GRIEVANCES

- Some representations may be received from some households on account of non inclusion of their names in the list so identified, using guidelines / criteria mentioned above. This may be on account of the individual being absent at the time of SECC survey or the assessment is challenged.
- There are also complaints that some households who presently possess AAY or CBPL or SBPL cards but their name is not included in the list so prepared using SECC Data. Such households have been asked to submit declarations only they would continue to get the benefit.
- The list of households/individuals has been given to the Deputy Commissioners for display in the respective villages in rural area and wards in urban area. The individuals who have any claim or objection to the list of identified priority households may submit their claims/objections in writing with full details and reasons within 7 working days to the concerned officer/official so designated by the Deputy Commissioners in their districts, who shall decide the claims / objections after field visit, within 10 working days.
- Any person(s) aggrieved with the orders of such designated officer may represent within 7 working days to the Deputy Commissioner of the district (District Grievance Redressal Officer), who will decide the



representation within 15 working days. Accordingly, deletion/addition would be carried out by concerned the Deputy Commissioner

- Thereafter, the ration cards of the eligible households shall be stamped as 'priority households' based on which they would get foodgrains as per their entitlement provided under The National Food Security Act, 2013. Once the process of identification is complete, new food security cards shall be issued by the Food & Supply Department as per the approved color scheme
- The Deputy Commissioners are at liberty to appoint any number of designated officers in their districts for this purpose, who shall decide the claims / objections strictly as per the guidelines / criteria mentioned above
- The Deputy Commissioners have been asked to personally monitor these activities in their respective districts to ensure that the process of identification is carried out as per the schedule mentioned above
- Proper record of exclusion/inclusion shall be maintained
- The Government has launched this Scheme with effect from 20/08/2013
- In the first phase, all AAY, CBPL and SBPL families have been distributed foodgrains at the rate and scale provided under The National Food Security Act, 2013.
- For this, Food & Supplies Department has made all arrangements regarding procurement, transportation and distribution of wheat and pulses under Dal-Roti Scheme.
- The Scheme for the remaining priority households shall be rolled out in the State after the identification is complete based on the above mentioned inclusion/exclusion criteria and receipt of necessary undertaking from the Heads of concerned Household

# **TIMELINES FOR IMPLEMENTATION OF NATIONAL FOOD SECURITY ACT, 2013**

## **TIMELINES FOR IMPLEMENTATION**

### **PHASE-I**

- With effect from 20/8/2013
- AAY, CBPL and SBPL
- District level function for distribution of wheat, sugar and dal

### **PHASE-II**

- After finalization of Priority Household
- With effect from October
- Stamping of existing Ration Cards

### **PHASE-II: IDENTIFICATION OF PRIORITY HOUSEHOLDS**

- Collection of lists (softcopies in CDs / Pendrives) from SIO, NIC Chandigarh - Inclusions, Exclusions and Default Exclusions
- Printing of lists either from private printing press or computer professional or in house printing
- Display of lists in villages and municipal wards
- Inviting claims and objections
- Appointment of designated Officers/ Officials
- Verification of priority households strictly as per the approved criteria and undertakings
- Separate criteria for rural and urban areas
- Separate undertakings for rural and urban areas
- Provision of appeal against the orders of designated Officers to DGRO (DC)
- Maintaining proper record of additions or deletions
- Preparation of final list of Priority Households
- Stamping of existing Ration Cards as "Priority Households" till new "Food Security Cards" are issued

## FORMAT OF STAMPING FOR PRIORITY HOUSEHOLDS RATION CARDS

### Priority Households

Village/City.. ... ..

Ward No.. .. .

Sr.No. of list ... ..

Checked & verified

Signatures with date

Stamp of AFSO/IFS/SIFS

### ARRANGEMENT FOR PRINTING OF RATION CARDS

- Order for printing of Food Security Cards (Ration Cards) placed with Controller, Printing & Stationery Department, Haryana.
- Tenders have been provisionally finalized.
- The Work of printing of Food Security Cards will start after the finalization of tenders by High Power Purchase Committee (HPPC).
- The meeting of HPPC is scheduled for 9th October, 2013

### UNDERTAKING FORMAT : URBAN AREAS

राष्ट्रीय खाद्य सुरक्षा अधिनियम, 2013

परिवार के मुखिया द्वारा हरियाणा राज्य में लक्षित जन वितरण प्रणाली के तहत प्राथमिक परिवारों में सम्मिलित होने के उद्देश्य हेतु दिया जाने वाला आवश्यक घोषणा पत्र।

(शहरी क्षेत्र के लिये)

मैं, . . . . . पुत्र/पुत्री/पत्नी श्री/श्रीमती . . . . . निवासी  
पूर्ण सत्यनिष्ठा के साथ घोषणा करता/करती हूँ कि—

- (i) मैं या मेरे परिवार (Household) का कोई भी सदस्य आयकर दाता नहीं है।
- (ii) मैं या मेरे परिवार (Household) का कोई भी सदस्य हरियाणा वेट अधिनियम, 2003 के तहत पजीकृत असैस्सी (assessee) नहीं है।
- (iii) मैं या मेरे परिवार (Household) का कोई भी सदस्य सेवा कर दाता नहीं है।
- (iv) मैं या मेरे परिवार (Household) का कोई भी सदस्य व्यवसायिक कर दाता नहीं है।
- (v) मैं या मेरे परिवार (Household) का कोई भी सदस्य 2 हैक्टेयर (5 एकड़) से अधिक भूमि का स्वामी नहीं है।

- (vi) मैं या मेरे परिवार (Household) का कोई भी सदस्य राज्य के नगर निगम व नगर परिषद् के अधीन 250 वर्ग गज या इससे अधिक स्थान में बने घर या 1500 वर्ग फुट या इससे अधिक स्थान (Super Area) में बने फ्लैट का स्वामी नहीं है।
- (vii) मैं या मेरे परिवार (Household) का कोई भी सदस्य वातानुकूलक (ए.सी.) का स्वामी नहीं है।
- (viii) मैं या मेरे परिवार (Household) का कोई भी सदस्य चौपहिया मोटर वाहन (जैसे कार, वैन, जीप, फोरव्हीलर इत्यादि) का स्वामी नहीं है।
- (ix) मैं या मेरे परिवार का कोई भी सदस्य राज्य सरकार, भारत सरकार, केन्द्र शासित प्रदेश या इनके परिषद्/निगम/उद्यम/उपक्रम/अन्य स्वायत्त निकाय जैसे विश्वविद्यालय इत्यादि, नगर निगम/नगर परिषद्/नगर पालिका या नगर सुधार न्यास इत्यादि का कर्मचारी नहीं है।
- (x) मेरे परिवार की सभी मदों से वार्षिक आय 2 लाख रुपये से अधिक नहीं है।

मैं घोषणा करता हूँ कि मेरे द्वारा उपरोक्त दिये गये सभी तथ्य मेरे ज्ञान पर आधारित हैं व सत्य हैं तथा इसमें कुछ भी छुपाया नहीं गया है। यदि मेरे द्वारा दिये गये उपरोक्त तथ्य गलत/मिथ्या पाये जाते हैं तो मैं इसके लिये कानूनी तौर पर खुद जिम्मेदार हूँगा। साथ ही मैं सरकार से अनुचित रूप से ली गई सहायता का बाजार मूल्य व इस पर सक्षम अधिकारी द्वारा निर्धारित किये गये जुर्माने और/एव ब्याज सहित राशि वापिस लौटाने का उत्तरदायी हूँगा। भविष्य में यदि मैं या मेरा परिवार, निर्धारित मापदण्डों की सीमा से बाहर हो जाते हैं तो मैं इसके लिये समय पर जिला खाद्य एवं पूर्ति नियंत्रक को सूचित करने के लिए बाध्य हूँगा व इस योजना के अन्तर्गत आगे लाभ नहीं लूँगा।

स्थान

नाम

दिनांक

हस्ताक्षर

**UNDERTAKING FORMAT : RURAL AREAS**

राष्ट्रीय खाद्य सुरक्षा अधिनियम, 2013

परिवार के मुखिया द्वारा हरियाणा राज्य में लक्षित जन वितरण प्रणाली के तहत प्राथमिक परिवारों में सम्मिलित होने के उद्देश्य हेतु दिया जाने वाला आवश्यक घोषणा पत्र।  
(ग्रामीण क्षेत्र के लिये)

- मैं, . . . पुत्र/पुत्री/पत्नी श्री/श्रीमती . . . निवासी . . .  
पूर्ण सत्यनिष्ठा के साथ घोषणा करता/करती हूँ कि –
- (i) मैं या मेरे परिवार (household) का कोई भी सदस्य आयकर दाता नहीं है।
  - (ii) मैं या मेरे परिवार (household) का कोई भी सदस्य हरियाणा वैट अधिनियम, 2003 के तहत पजीकृत असैस्सी (assessee) कर दाता नहीं है।
  - (iii) मैं या मेरे परिवार (household) का कोई भी सदस्य सेवा कर दाता नहीं है।
  - (iv) मैं या मेरे परिवार (household) का कोई भी सदस्य व्यवसायिक कर दाता नहीं है।
  - (v) मेरा परिवार (household) 2 हैक्टेयर (5 एकड़) से अधिक भूमि का स्वामी नहीं है।
  - (vi) मैं या मेरे परिवार (household) का कोई भी सदस्य चौपहिया मोटर वाहन (जैसे कार, वैन, फोरव्हीलर, ट्रक इत्यादि) का स्वामी नहीं है।
  - (vii) मैं या मेरे परिवार (household) का कोई भी सदस्य सरकार द्वारा पजीकृत उद्यम का स्वामी या संचालक नहीं है।
  - (viii) मैं या मेरे परिवार का कोई भी सदस्य राज्य सरकार, भारत सरकार, केन्द्र शासित प्रदेश या इनके परिषद/निगम/उद्यम/उपक्रम/अन्य स्वायत्त निकाय जैसे विश्वविद्यालय इत्यादि, नगर निगम/नगर परिषद/नगर पालिका या नगर सुधार न्यास इत्यादि का कर्मचारी नहीं है।
  - (ix) मेरे परिवार की सभी मदों से वार्षिक आय 2 लाख रुपये से अधिक नहीं है।

मैं घोषणा करता हूँ कि मेरे द्वारा उपरोक्त दिये गये सभी तथ्य मेरे ज्ञान पर आधारित हैं व सत्य हैं तथा इसमें कुछ भी छुपाया नहीं गया है। यदि मेरे द्वारा दिये गये उपरोक्त तथ्य गलत/मिथ्या पाये जाते हैं तो मैं इसके लिये कानूनी तौर पर खुद जिम्मेदार हूँगा। साथ ही मैं सरकार से अनुचित रूप से ली गई सहायता का बाजार मूल्य व इस पर सक्षम अधिकारी द्वारा निर्धारित किये गये जुर्माने और/एव ब्याज सहित राशि वापिस लौटाने का उत्तरदायी हूँगा। भविष्य में यदि मैं या मेरा परिवार, निर्धारित मापदण्डों की सीमा से बाहर हो जाते हैं तो मैं इसके लिये समय पर जिला खाद्य एवं पूर्ति नियंत्रक को सूचित करने के लिए बाध्य हूँगा व इस योजना के अन्तर्गत आगे लाभ नहीं लूँगा।

स्थान

हस्ताक्षर . . . . .

दिनांक

नाम

## दावा-आवेदन फार्म (Claim Form)

सेवा मे

विषय : प्राथमिकता परिवार में शामिल किये जाने बारे प्रार्थना पत्र

श्रीमान् जी,

मैं ..... पुत्र/पुत्री/पत्नी श्री/श्रीमती  
निवासी ..... निवेदन करता/करती हूँ कि विभाग द्वारा ..... (गाव/वार्ड  
न) में प्रदर्शित की गई सभावित लाभार्थियों की सूची में मेरा नाम शामिल नहीं है जबकि  
सरकार द्वारा निर्धारित किये गये मापदण्डों अनुसार मेरा नाम इस सूची में शामिल किया जाना  
बनता है। अतः आपसे अनुरोध है कि मेरा नाम शीघ्र इस सूची में शामिल किया जाए। विभाग  
द्वारा निर्धारित घोषणा-पत्र (Undertaking) साथ सलग्न है।

स्थान

नाम

दिनांक

हस्ताक्षर

## आपत्ति-फार्म (Objection Form)

सेवा मे

विषय : प्राथमिकता परिवार में शामिल किये जाने के विरोध में आपत्ति फार्म

श्रीमान् जी,

मैं ..... पुत्र/पुत्री/पत्नी श्री/श्रीमती  
निवासी ..... निवेदन करता/करती हूँ कि विभाग द्वारा ..... (गाव/वार्ड  
न) में प्रदर्शित की गई सभावित लाभार्थियों की सूची में श्री/श्रीमती ..... पुत्र/पुत्री/पत्नी  
श्री/श्रीमती ..... निवासी ..... का नाम प्रदर्शित किया गया है जबकि  
सरकार द्वारा निर्धारित किये गये मापदण्डों अनुसार मेरा वह इसका पात्र नहीं है। इस विषय में  
संबंधित सबूत/दस्तावेज साथ सलग्न है।

अतः आपसे अनुरोध है कि उसका नाम शीघ्र इस सूची में से हटाया जाए।

स्थान

नाम

दिनांक

हस्ताक्षर

**STATUS OF IDENTIFICATION (TOTAL)**

District	Total No of households in Provisional inclusion list	Total No of AAY cards	Total No of AAY person (units)	Total No of CBPL cards	Total No of CBPL persons (units)	Total No of SBPL cards	Total No of SBPL persons (units)	No of undertakings received	No of Claims received	No of Objections received
Ambala	98389	14993	59224	24256	117001	32443	157507	67728	87382	315
Bhiwani	164705	17392	75469	36727	170890	30578	137895	158843	98931	0
Faridabad	303293	7877	44601	16593	94200	44869	269206	125337	175216	0
Fatehabad	120952	11625	50757	14548	64909	24075	113883	92301	89834	175
Gurgaon	129171	9589	48794	12565	58804	13122	58970	65290	19810	52
Hisar	212037	18839	91145	46620	213147	17057	74611	121904	78762	14
Jind	128834	18138	85664	15120	71238	35761	170053	93488	120438	25
Jhajjar	81021	8370	40243	15220	76080	6788	33872	32472	45900	66
Karnal	133653	14052	59507	31090	142150	24037	111101	119536	75090	24
Kaithal	127545	18948	84717	19321	87910	22011	99481	96309	39737	108
Kurukshetra	102238	12751	49906	26970	125249	9602	43911	76958	45381	0
Mewat	112882	10611	70529	13408	93880	16050	114150	100528	90535	51
Narnaul	100334	17330	78907	19934	92579	12596	56532	75998	23496	0
Panchkula	58926	2603	12719	4519	28065	4582	22298	29919	11570	50
Panipat	111536	9292	42691	28170	135402	7747	36416	58231	—	—
Palwal	76700	10492	44030	19218	116830	7481	37405	76700	3000	0
Rewari	114955	14228	61178	14090	76131	18732	75720	66281	35019	0
Rohtak	142799	6040	26465	22363	102415	17783	76974	60875	92005	0
Sirsa	172911	22542	102473	27124	122697	14104	59022	24971	44639	644
Sonepat	157606	10622	50725	26969	121448	20406	90290	101150	33431	0
Y Nagar	146296	11129	54354	32005	158275	22062	101926	89618	85730	6
Total	2796783	267463	1234098	466830	2269300	401886	1941223	1734437	1295906	1530

**STATUS OF IDENTIFICATION (RURAL)**

District	Total No of households in Provisional inclusion list	Total No of AAY cards	Total No of AAY person (units)	Total No of CBPL cards	Total No of CBPL persons (units)	Total No of SBPL cards	Total No of SBPL persons (units)	No of undertakings received	No of Claims received	No of Objections received
Ambala	76191	12401	49112	20176	97017	10554	53690			
Bhawan	116584	13552	59005	31334	146279	13304	43856			
Fardabad	39659	2651	14917	6875	27925	0	0			
Fatehabad	90447	9391	41443	11408	50666	20990	100435			
Gurgaon	65394	6963	35241	9901	44773	3694	16974			
Hisar	147287	14598	71241	37832	173461	276	1153			
Jind	89249	164434	77741	12453	58564	21969	108703			
Jhajjar	60365	7616	36399	11473	71726	1990	7569			
Karnal	98027	9249	41652	22408	102822	10146	48799			
Kaithal	99012	16844	74932	16275	74051	13082	59130			
Kurukshetra	81782	11503	44799	26855	124763	0	0			
Mewat	99940	10016	66961	12268	86409	13967	98847			
Narnaul	81884	16267	73672	18287	85227	7540	34731			
Panchkula	26211	1941	9114	2984	14353	2195	11368			
Panipat	49109	6861	32066	19062	91829	1616	7766			
Palwal	54200	9121	36280	17698	106190	0	0			
Rewari	85060	12589	53432	11602	61196	9135	36540			
Rohtak	62263	3699	16553	18267	8130	8	36			
Sirsa	134980	19715	90590	22420	98609	281	1321			
Sonepat	102308	7637	36289	21562	106529	4940	42635			
Y Nagar	85407	8645	43225	28505	142525	5295	26475			
Total	1745359	365693	1004664	379645	1783044	144982	720018			



**STATUS OF IDENTIFICATION (URBAN)**

District	Total No of households in Provisional inclusion list	Total No of AAY cards	Total No of AAY person (units)	Total No of CBPL cards	Total No of CBPL persons (units)	Total No of SBPL cards	Total No of SBPL persons (units)	No of undertakings received	No of Claims received	No of Objections received
Ambala	22198	2592	10112	4080	19984	21889	103817			
Bhiwani	48121	3840	16464	5393	24611	17274	74049			
Farrdabad	263634	5226	29684	9718	56275	44869	269206			
Fatehabad	30505	2234	9314	3140	14243	3085	13448			
Gurgaon	63777	2626	13553	2664	14031	9428	41996			
Hisar	64750	4241	19954	8788	39686	16781	75458			
Jind	39585	1704	7923	2667	12674	13792	61350			
Jhajjar	20656	754	3844	757	4354	4798	26303			
Karnal	35626	4803	17855	8682	39328	13897	62302			
Kaithal	28533	2104	9762	3046	13859	8929	40351			
Kurukshetra	20456	1248	5107	115	486	9602	43911			
Mewat	12942	595	3568	1140	7471	2083	15303			
Narnaul	18450	1063	5235	1647	7352	5056	21801			
Panchkula	32715	662	3605	1535	13512	2387	10933			
Panipat	62427	2431	10625	9108	43573	6131	28650			
Palwal	22500	1371	7750	1520	10640	7481	37405			
Rewari	29895	1639	7746	2488	14935	9795	39180			
Rohtak	80534	2341	9912	4096	17533	17775	76938			
Sirsa	37931	2827	11883	4704	24088	13823	57701			
Sonepat	55298	2985	14436	3407	141919	11466	47655			
Y Nagar	60889	2484	11129	3500	15750	16767	75451			
Total	1051422	49770	229461	82195	409304	257102	1223208			

### Appendix-I

Summary of recommendations/observations of the Subject Committee on  
Food and Supplies (2013-14)

#### FOOD AND SUPPLIES DEPARTMENT

Sr No.	Page No	Observations
1		4
1.	41	<p>(i) After the oral examination of the representatives of the Department, <b>the Committee recommends that latest position of the case of Loharu Anaj Mandi in which weighing machine was found manipulated while checking by a machine specially ordered from Ambala may be provided to the Committee.</b></p> <p>(ii) <b>The Committee desired that the Department should make it sure that the lifting of food grains may be carried out by the trucks only not by the tractors and trolleys.</b></p> <p>(iii) <b>The Committee further recommends that the department should make it sure that the purchasing of food grains may be carried out on that particular day and date of respective purchasing announcement made by the department.</b></p>
2	41	<p>After going through the written reply and oral examination of the representatives of the Department, <b>the Committee recommends that the department take prompt action to lift the stocks of food grains from Bhagola and other mandis of District Palwal. The</b></p>

3

43


Committee further desired that the latest position of liquidation of stock from Bhagola and other Mandis of District Palwal may be provided to the Committee.

- (i) After going through the written reply and oral examination of the representatives of the Department, **the Committee recommends that a door to door survey to identify the beneficiaries under B.P.L. category should be done. The Committee further recommends that B.P.L. cards should be issued only to the eligible families.**
- (ii) The Committee desired that district wise list of those persons who have taken benefits under B.P.L. schemes by giving false information may be provided to the Committee.
- (iii) The Committee further recommends to investigate and inquire into the matter of cancellation of B.P.L. cards of Sapera Community in village Nangla In Mohana Block of Prithala Assembly Constituency. A report of the inquiry may be sent to the Committee.

4

45

After going through the written reply and oral examination of the representatives of the Department, **the Committee recommends that a notice may be displayed in all the Department Offices containing all the instructions regarding issuing of new Ration Cards, Smart Cards, Duplicate Ration Cards and address change process in Ration Cards along with the time frame according to the Citizen Centric Services.**



- (i) After going through the written reply and oral examination of the representatives of the Department, **the Committee recommends that the details of the cases pending in the courts and judgments passed by the court based on the B.P.L. survey conducted in 2011 may be supplied to the Committee.**
- (ii) The Committee further recommends that the latest position of cases pending in the State Consumer Protection Commission may be provided to the Committee.

© 2014

Published under the authority of the Haryana Vidhan Sabha and  
Printed by the Controller, Printing and Stationery, Haryana, Chandigarh